



District Report Card: 2017


State: Tamil Nadu	District: Perambalur
Class: 8	Subject: Language
Schools: 51	Students: 1214


Participation/Coverage


Students

GENDER 	Boys		Girls	
	Number	%	Number	%
	552	45.47	662	54.53

AREA 	Rural		Urban	
	Number	%	Number	%
	970	79.90	244	20.10

CATEGORY 	SC		ST		OBC		GEN	
	Number	%	Number	%	Number	%	Number	%
	391	32.21	27	2.22	776	63.92	20	1.65

CWSN 	LD	VI	HI	S&LD	ID	Oth
	0	0	3	0	0	1

Management 	Government		Government-aided	
	Number	%	Number	%
	906	74.63	308	25.37

Average Performance of Students in Language (%)

Overall	Gender		Area		Management		Social Group			
	Male	Female	Rural	Urban	Govt.	Aided	SC	ST	OBC	GEN
60.52	58.61	62.11	59.57	64.29	57.14	70.45	58.50	56.54	61.63	62.33

Performance on Learning Outcomes (LOs)

Learning Outcomes	Description	Average Performance(%)
L813	Read textual/non-textual materials with comprehension and identifies the details, characters, main idea and sequence of ideas and events while reading	60.52

Range of Performance of Students who Answered Correctly							
Below 30%		30% - 50%		50% - 75%		Above 75%	
Number	%	Number	%	Number	%	Number	%
133	10.96	243	20.02	521	42.92	317	26.11

Lowest Performing Learning Outcomes (LOs)

1 - Read textual/non-textual materials with comprehension and identifies the details, characters, main idea and sequence of ideas and events while reading (60.52)